

Demonstration of Energy and Nutrient Recovery from Animal Manure

T. R. Miles, Technical Consultants, Inc.
Portland, OR USA

2nd World Congress and Technology Exhibition on Biomass for Energy Industry and Climate Protection, Rome, 10-14 May, 2004

Project Participants

- Cape Fear Resource Conservation and Development, Inc., North Carolina
- BEST Solutions, LLC. (Smithfield Foods, Inc.)
- Tennessee Valley Authority Public Power Institute
- T R Miles, Technical Consultants, Inc.
- Energy Products of Idaho

Objectives

- Combust swine solids and turkey litter with acceptable operation and environmental performance
 - Continuous operation
 - Low emissions
- Recover nutrients (P, K) for export or sale to feed and fertilizer markets.
- Demonstrate non-subsidized method of nutrient management

Background

- Mixed success with commercial systems for burning manures
 - Agglomeration, fouling, corrosion in fluidized beds
 - Slag in secondary combustors of gasifiers
 - Fouling in spreader stoker convection passes
 - Excess carbon in ash
- Good emissions and ash quality from pilot fluidized bed combustion of poultry litter
 - Enriched P recovery in boiler ash
 - Enriched K recovery in baghouse ash
 - Clean ash, good carbon burnout

BEST System

(Biomass Energy Sustainable Technology)

- On-farm, two-stage solid-liquid separation of the swine manure
- Transporting swine solids to a centralized fluidized bed combustor
- Mix poultry litter with the swine solids to provide a sufficiently dry feedstock
- Combust mixture of swine solids and poultry litter
- Use the heat from the combustor for direct drying or to produce process steam and/or electricity
- Exporting the nutrient rich ash to existing fertilizer granulation plants and incorporation of the ash into existing fertilizer products

Project Steps

- Locate combustion facility
- Prepare and transport swine solids, turkey litter
- Test fuels minimum 15 days 24/7
- Monitor operation and emissions
- Post test ash processing (granulation) for fertilizer
- Post test feeding trials for value added nutrient utilization (separate project)

Combustion Facility Requirements

- Fluidized Bed
- Capacity to generate 40 tons of ash
- Ash and flyash recovery
- Proven scale-up parameters
- Emissions monitoring
- Commercial interest in supplying a system

Typical Fluidized Bed Combustor

SO_x Emission Control

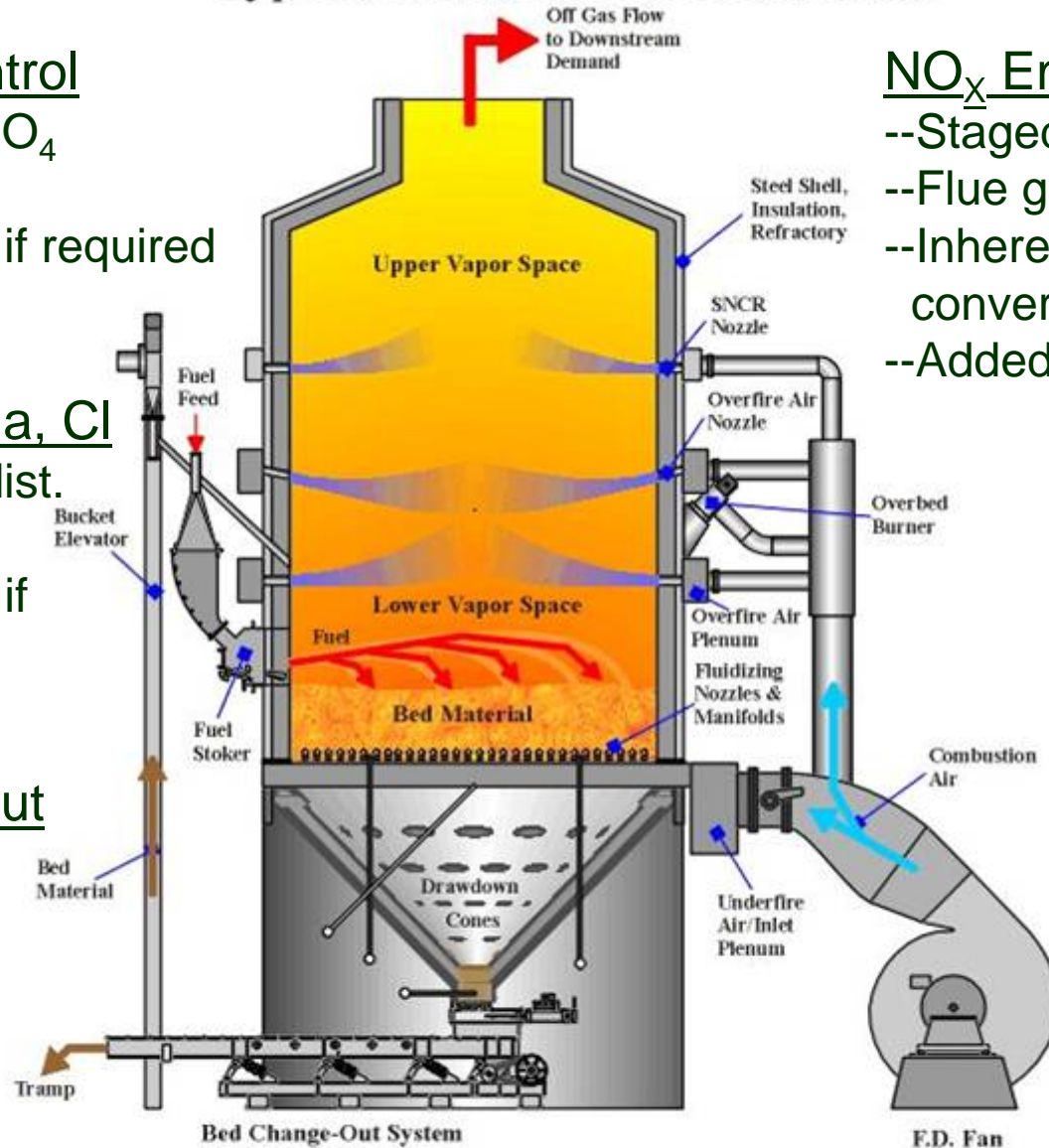
- Fuel Ca forms CaSO₄ deposited with ash
- Added lime (CaO), if required

Prevention of Ash Fusion due to K, Na, Cl

- Uniform air & fuel dist.
- Low temperatures
- Added lime (CaO), if required

Complete C Burnout

- Bed mixing and fuel/ash abrasion
- Excess air vs. starved air for gasification



NO_x Emission Control

- Staged combustion
- Flue gas recirculation
- Inherent fuel NH₃ converts NO_x to N₂
- Added NH₃, if required

Courtesy Energy Products of Idaho

Energy Products of Idaho Pilot Facility

- 900 kW
- Freeboard 7.9m
- Bed area 0.8m²
- Bed Media silica sand
600-800 μm
- 7 sets of OFA w/ FGR or
NH₃ injection
- Preheat to 427°C
- Aux freeboard burner
- Periodic ash
clean/removal
- Analyzers: SO₂,
NO/NO_x, O₂, CO



A blue industrial machine, likely a screw conveyor or separator, is shown in operation. It features a large blue motor and a cylindrical body with a blue 'FAV' logo. The machine is mounted on a metal grate. A yellow power tool is visible on the grate to the left of the machine. The background shows a dirt area and a metal railing.

SWINE SOLIDS BEING
SEPARATED IN NORTH
CAROLINA



LOADING TURKEY LITTER
IN NORTH CAROLINA

SWINE SOLIDS



50% SWINE SOLIDS-
50% TURKEY LITTER



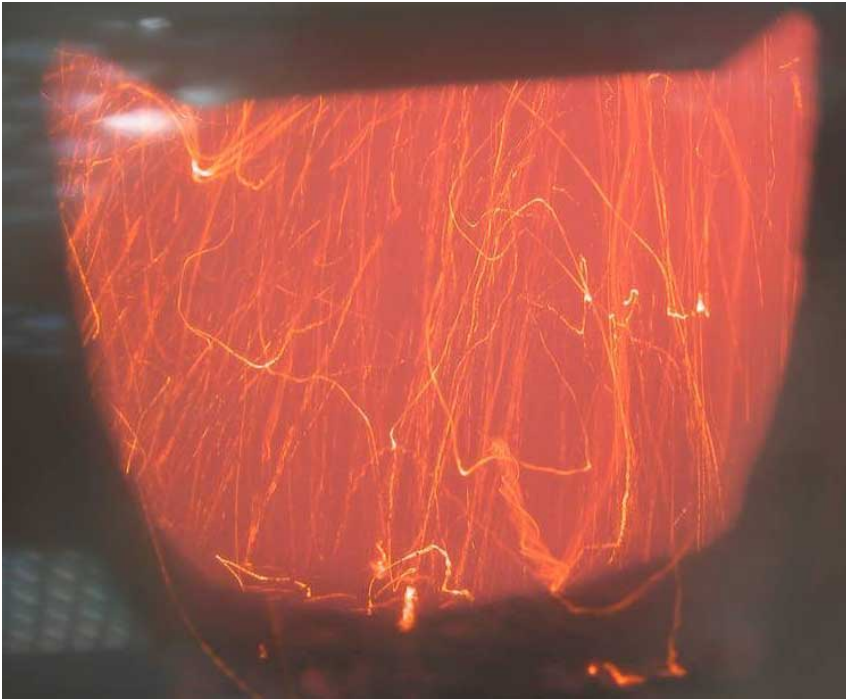
LITTER AND MANURE SOLIDS VARY IN FUEL QUALITY

	Poultry Litter	Turkey Litter	Swine Solids
Carbon, dry wt %	39.50	33.77	51.30
Hydrogen, dry wt %	4.30	3.55	6.08
Nitrogen, dry wt %	3.90	0.62	1.83
Sulfur, dry wt %	0.80	0.62	0.28
Ash, dry wt %	22.90	38.63	5.94
Chlorine, dry wt %	1.28	0.39	.07
Oxygen, dry wt %	27.30	20.01	34.57
Moisture, % (as delivered)	20-35	30 (32-46)	58.41 (66.5-71.6)
Dry HHV, MJ/kg	15.3	11.8	19.3
LHV, MJ/kg as fired	8.4-9.3	4.8-6.7	3.4-4.4

Fuels Qualities Determine Combustion Conditions

	Turkey Litter	75% TL 25% SS	67%TL 33% SS	50%TL 50% SS	Swine Solids
Source MC % NC	30%				58%
Delivered MC % ID	32%- 49%	36% to 45%	40% to 46%	48% to 55%	67 to 72%
Ash, dry % (as fired)	38.6 (22)	31.6 (18)	27.1 (15.4)	26.7 (14.1)	5.9 (2)
Ca:S	4.95:1	6.23:1	4.52:1	3.89:1	3.6:1
LHV, MJ/kg	4.8-6.7	5.7-7.0	6.1-6.9	5.2-6.2	4.4-4.7

High Moisture and Ash Require Controlled Combustion Conditions



- Air preheat
- Staged Combustion
- Properly placed OFA and FGR
- Extended residence time
- Controlled temperature in refractory vessel
- 6% O₂ and 871 °C to maintain low CO

Typical Combustion and Emissions

Vapor temp	760 °C max 982 °C
Min Bed temp	704 °C to 760 °C
O ₂	6%-12%
CO	25 ppm dv
NO _x w/FGR	10-50 ppm
SO _x	0- 25 ppm

Operation

- No fuel feeding problems
- Free flowing media and bottom ash
- Temperature excursions (982 °C) caused fouling of cyclone and “convection” pass
- Refractory walls accumulated sintered deposits
- Some agglomeration on fluidizing nozzles

Boiler Separates Ash Constituents

- Cyclone ash is coarse and enriched in phosphorous
- Baghouse ash is fine and enriched in potassium



PREPARING ASH FOR FERTILIZER



Ash From Combustion



Granulation

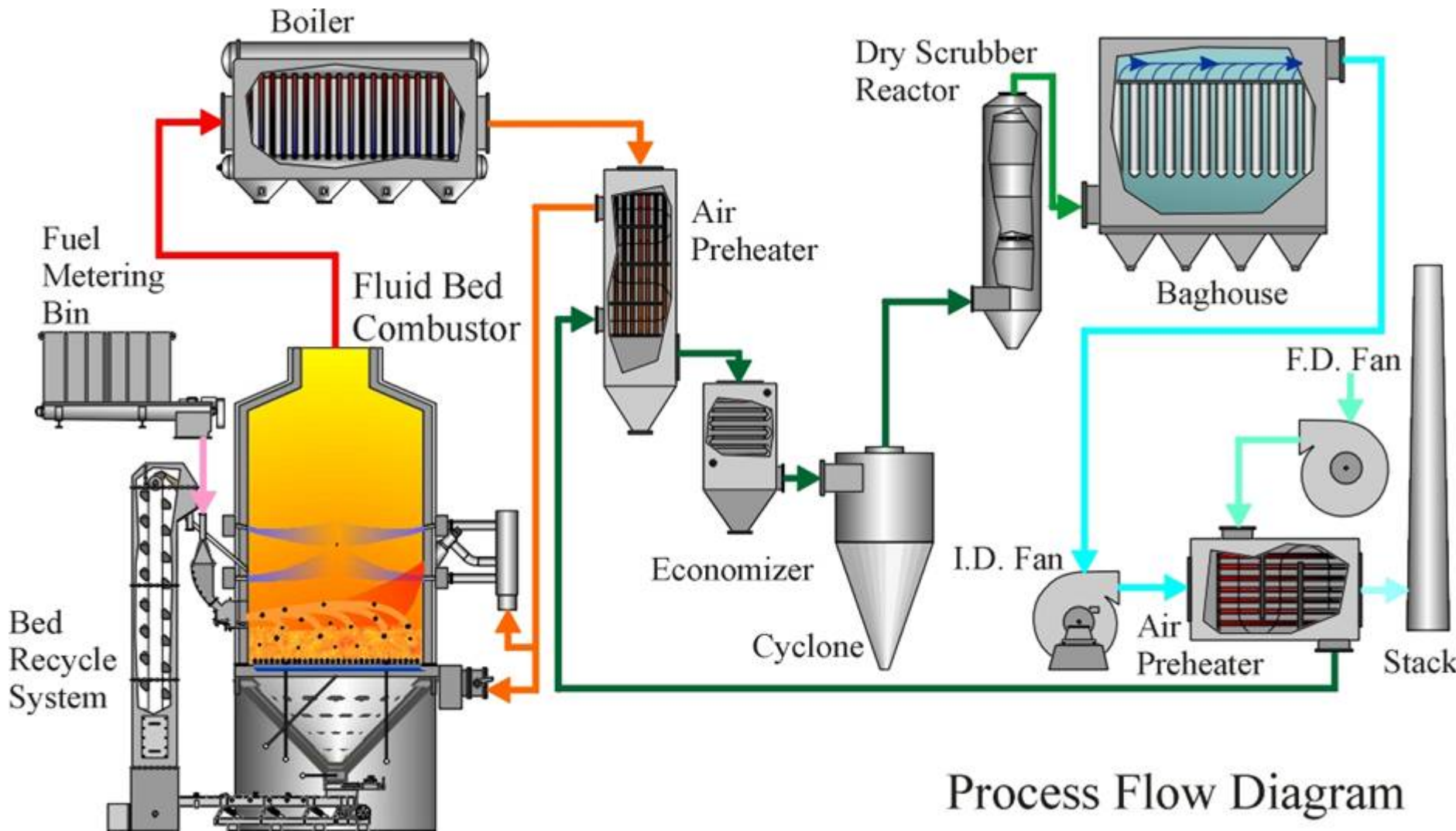
Granulated Ash



Conclusions

- BEST fuel preparation and handling successful
- Prevent wetting of fuel in storage
- No bed agglomeration
- Fouling controlled with freeboard temperature
- Good NO_x and SO_x control
- Fluidized bed can produce valuable carbon free ash

Elements of a Commercial FB System for Energy and Nutrient Recovery



Courtesy Energy Products of Idaho

Next Steps

- Feasibility studies for host energy consumers in swine and poultry production areas
- Feeding trials to verify nutrient utilization
- Demonstrations and commercial plant

Acknowledgements

- Greg Walker, Cape Fear Resource Conservation and Development, Inc., Wilmington, North Carolina
- Garth Boyd Biomass Energy Sustainable Technology (BEST) Solutions, Smithfield Foods
www.smithfieldfoods.com/Enviro/Technology
- Bert Bock Tennessee Valley Authority Public Power Institute www.tva.com
- Mike Murphy, Energy Products of Idaho
www.energyproducts.com

T R Miles Technical Consultants, Inc
1470 SW Woodward Way, Portland, OR 97225 USA
1 (503) 292-0107 1 (503) 292-2919 (fax) trmiles@trmiles.com
www.trmiles.com